

# Biome Organism Matching Game



On this worksheet are lists of biomes and pictures of many organisms, including animals, plants, fungi, and algae. Draw a line from the organism to the biome(s) in which they are found. Keep in mind that some can live in more than one biome.

In the oval, label whether each organism is an animal (A), plant (P), fungus (F), or alga (G). Some might fit into more than one category. Good luck!


To learn more about the organisms in each biome, visit the webpage [ [askabiologist.asu.edu/explore/biomes](http://askabiologist.asu.edu/explore/biomes) ]



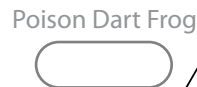
Tropical Rainforest



Temperate Forest




Desert




Tundra



Taiga



Grassland




Savanna



Freshwater



Coastal Ocean



Open Ocean





Strangler Fig



Tropical Rainforest


Cheetah



Tortoise



Temperate Forest



Acacia Trees

Desert


Lichen



Starfish



Tundra



Sloth



Taiga




Pileated Woodpecker




Grassland

Coral



Savanna




Plankton



Reeds




Freshwater



Baobab Trees

Coastal Ocean

Conifer Trees



Open Ocean



Water Lillies




Beaver

# Biome Facts Matching Game

On this page there are lists of biomes and facts. Draw a line from each fact to the biome(s) to which it applies. Keep in mind that some facts are true for more than one biome. Good luck!

To learn more about biomes, visit the webpage [ [askabiologist.asu.edu/explore/biomes](http://askabiologist.asu.edu/explore/biomes) ]




Very little rainfall, dry air

Tropical Rainforest

Frequent wildfires

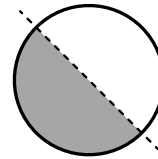


Only two seasons: wet and dry



Temperate Forest

Desert



Over half the Earth's plants & animals are found here

Very mild climate



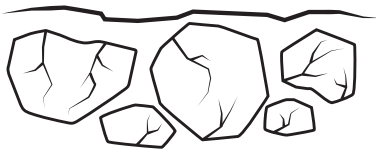
Tundra

The land has little or no large trees

Taiga



Parts of the ground have permafrost all year long



Grassland

Covers 45% of the Earth's surface




Savanna

Has very long, cold winters



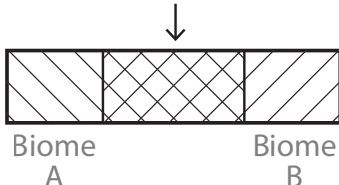
Freshwater

Water has very high salt concentration




Coastal Ocean

A transitional biome



Open Ocean



Water has very low salt concentration