

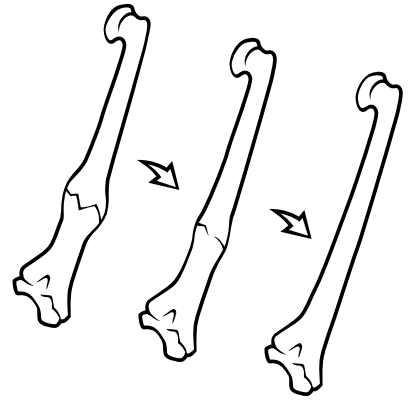
Healing Bone Activity

Arrange the five steps of bone healing by writing numbers in the upper left corner. You can also cut out and rearrange the boxes in the correct order.

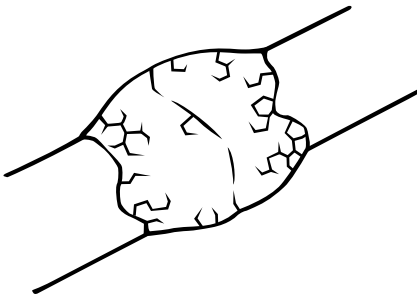
Next, name and describe the steps of bone healing at the bottom of each box.

If you need some help, visit Busy Bones at <http://askabiologist.asu.edu/activities/busy-bones>

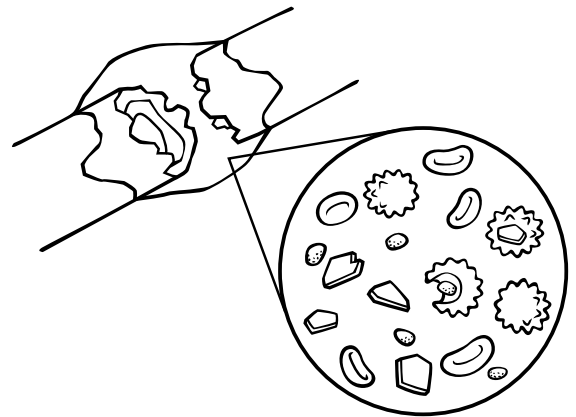
Number



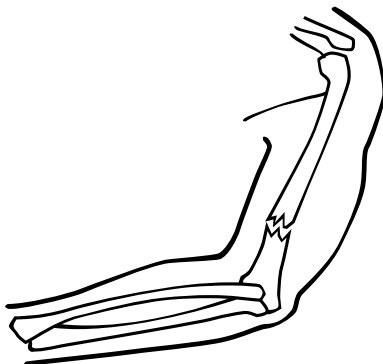
Number



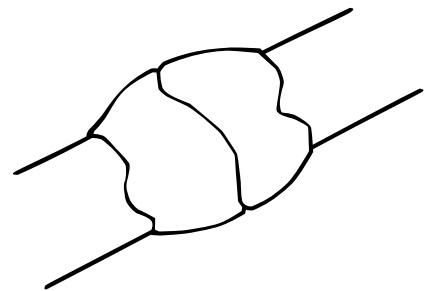
Number



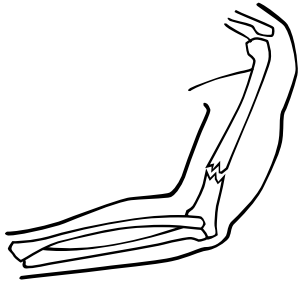
Number



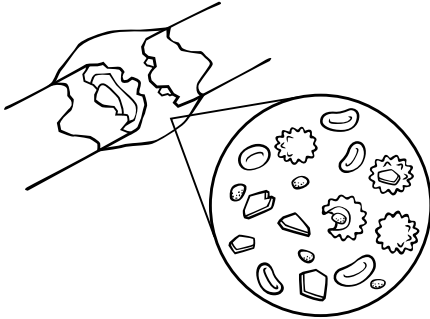
Number



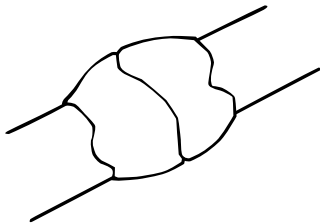
Healing Bone Activity Key



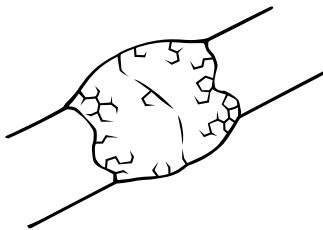
1. Bone is fractured



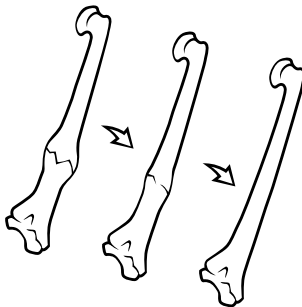
2. Blood clot forms around dead bone cells, phagocytes clean bone fragments and germs present around fracture



3. Soft callus forms, chondroblast cells produce collagen



4. Hard callus forms, osteoblast cells create new bone



5. Remodeling, osteoclasts remove extra bone until its completely healed