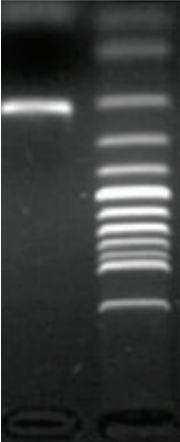


DIRECTIONS: Cut on the dotted lines. Fold in half on solid lines to create cards.



Lab Test Card

Molecular Tests



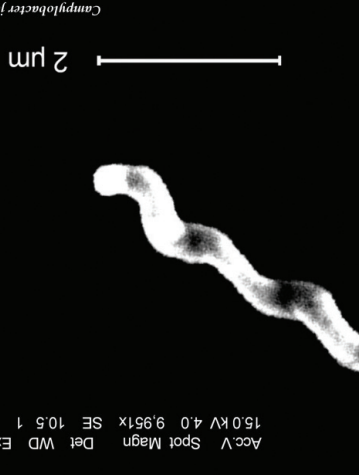
Polymerase Chain Reaction detects

	+	-
324 base-pair alpha toxin gene		
1,590 base-pair virulence gene		
213 base-pair viral capsid gene		
204 base-pair flagella gene		
585 base-pair oxacillin resistance gene		



Lab Test Card

Microscopy Tests




Scanning electron microscopy shows:

Shape Viewed Under Microscope	Icosahedral	
	Rod	
	Spherical	
	Spiral	

DIRECTIONS: Cut on the dotted lines. Fold in half on solid lines to create cards.

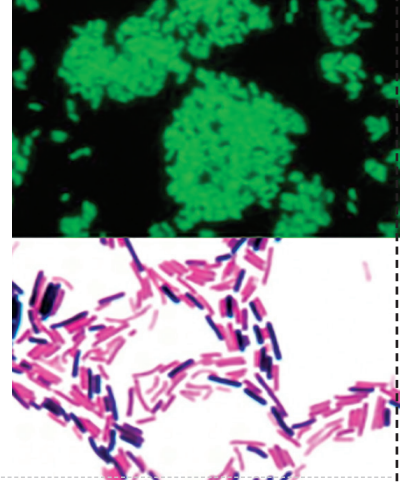
Lab Test Card Selective Culture Media



Bacteria grow on the following agar:

Antibiotics	
Blood	
Chromogenic	
Egg Yolk	
Mannitol Salt	
Xylose lysine deoxycholate	

Lab Test Card Staining & Microscopy Test



Staining detects the following molecules:

Fluorescent Capsid	
Fluorescent Flagella	
Fluorescent Ribosomes	
Gram Negative (pink/red)	
Gram Positive (purple/blue)	

DIRECTIONS: Cut on the dotted lines. Fold in half on solid lines to create cards.



Lab Test Card Antibody Tests



Antibodies detect the following molecules:

Adhesion Proteins	
Capsid Proteins	
Invasion Proteins	
Flagella Proteins	
Lipopolysaccharides	